

Scaled data based on original data using  
LM-79-08 Approved Method: Electrical and Photometric Measurements of Solid-  
State Lighting Products

Test Report Prepared for  
Cooper Lighting Solutions  
(formerly Eaton)

Brand: McGRAW-EDISON

Report Number: P385796

Luminaire Tested: **GWC-SA1B-827-U-SL2-HSS**

Issue Date: 3/3/2020

**Test Information**

Test Method: LM-79-08  
Report Number: P385796  
TEST IS SCALED FROM IESNA LM-79-08 TEST DATA (G2-1903-205-21)  
Test Lab: INNOVATION CENTER  
Issue Date: 3/3/2020  
Manufacturer: COOPER LIGHTING SOLUTIONS (FORMERLY EATON)  
Product Line: MCGRAW-EDISON  
Catalog Number: GWC-SA1B-827-U-SL2-HSS  
Description: GALLEON WALL LUMINAIRE  
(1) 80 CRI, 2700K, 800mA LIGHTSQUARE WITH 16 LEDS AND TYPE II SPILL LIGHT  
ELIMINATOR OPTICS WITH HOUSE SIDE SHIELD  
Light Source: -  
Ballast/Driver: ELECTRONIC DRIVER

**Summary**

Lumens per Lamp: N/A  
Luminaire Lumens: 3716 lumens  
Efficiency: N/A  
Efficacy: 84.5 lumens/watt  
Luminous Opening: Rectangular (W 0.5' x L: 0.5' x H: 0')  
IES Classification: Type III - Medium  
BUG Rating: B1 - U0 - G1

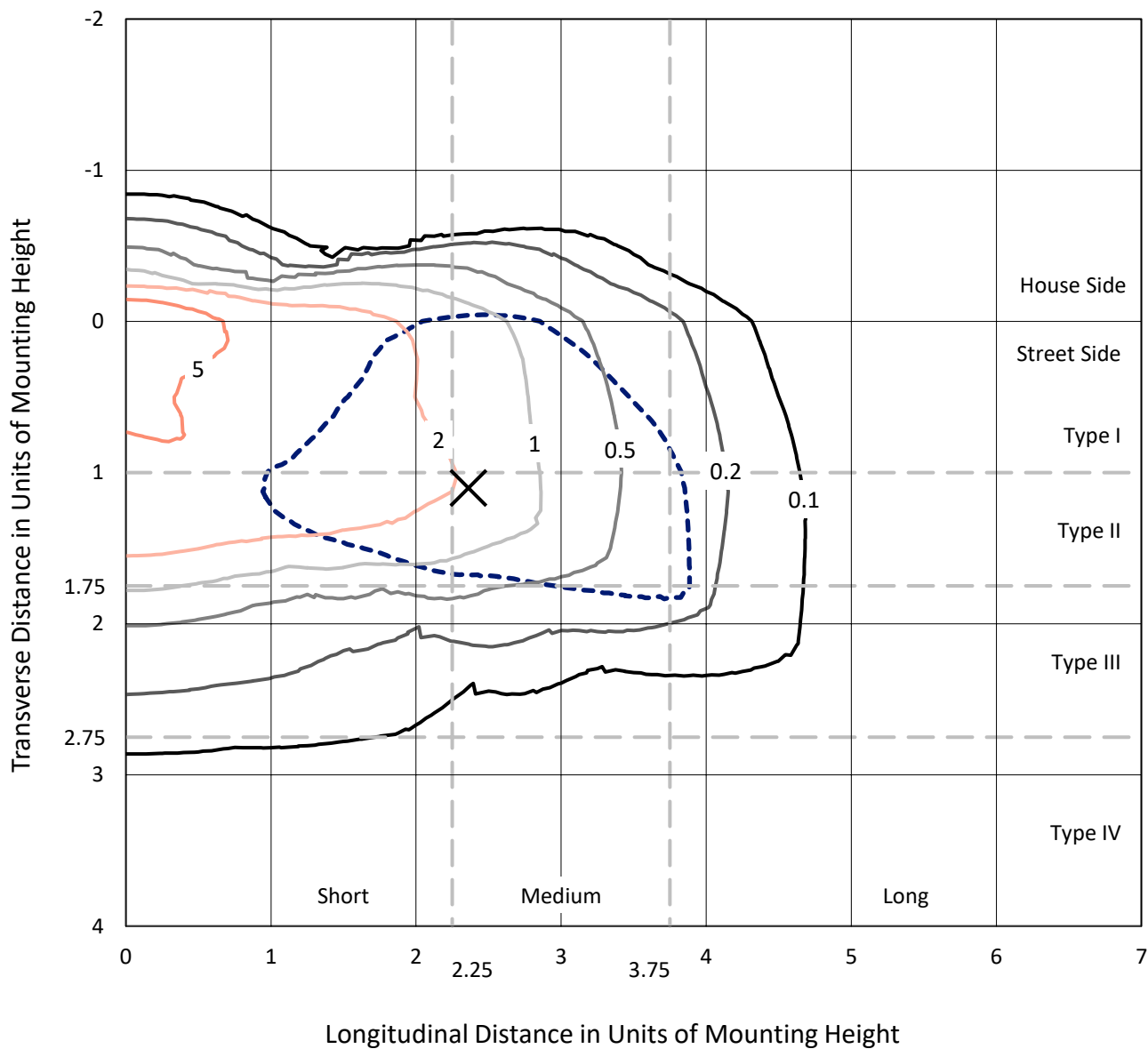
Input Watts (W): 44  
Input Voltage (V): NR  
Input Current (Ain): NR  
Voltage Rise (V): NR  
Power Factor: NR  
Total Harmonic Distortion (THDi): NR  
Frequency (hertz): 60  
Stabilization Time: NR  
Operation Time: NR  
Ambient Temperature (°C): NR  
Test Distance: 24 FT



REPORT NUMBER: P385796  
 CATALOG NUMBER: GWC-SA1B-827-U-SL2-HSS

### Iso-Footcandle Lines of Horizontal Illumination

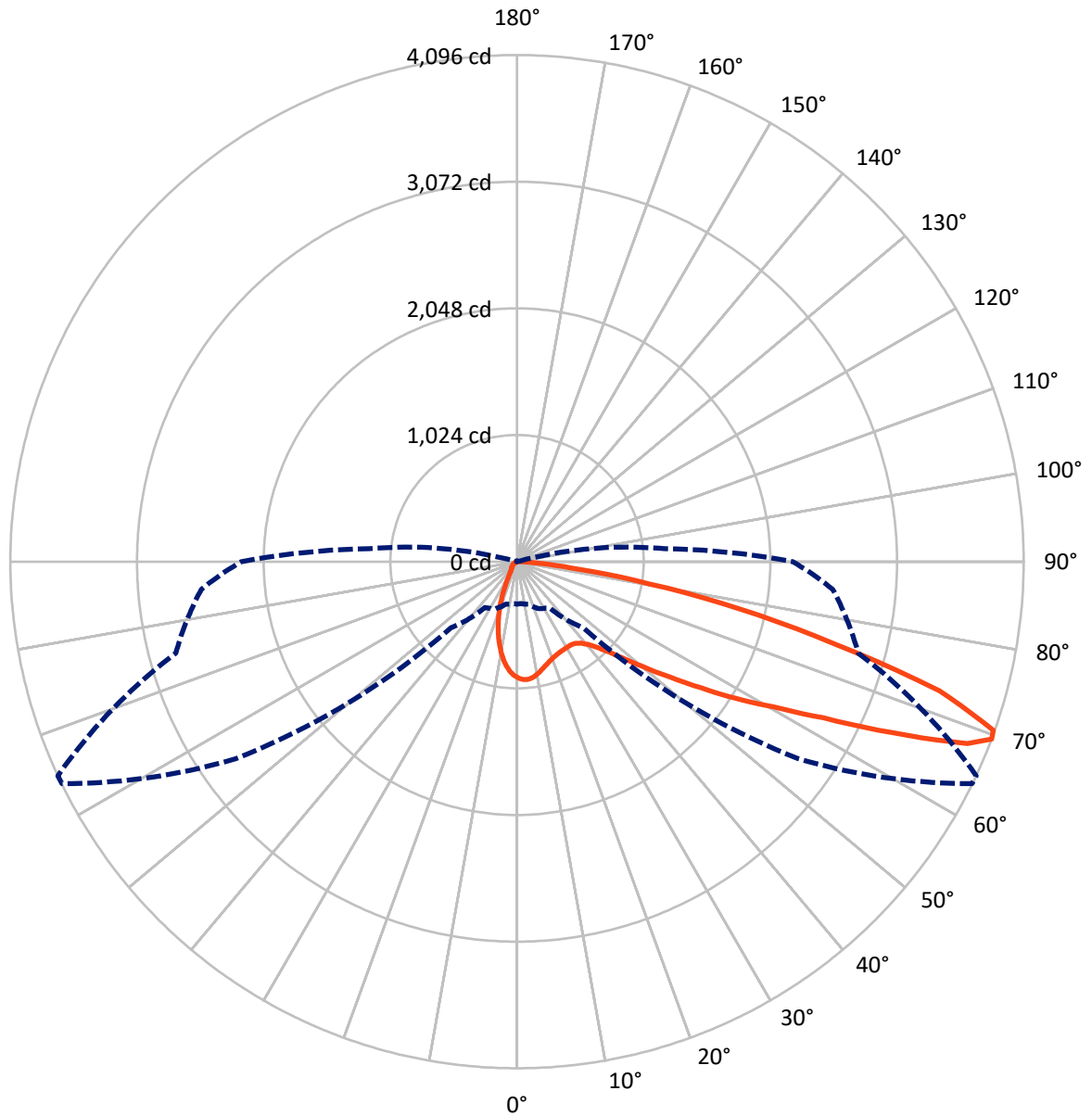
× Max cd  
 - - - 1/2 Max cd



Based on 10 foot mounting height. Maximum calculated value = 9.4 fc  
 Type III - Medium - N/A

REPORT NUMBER: P385796  
CATALOG NUMBER: GWC-SA1B-827-U-SL2-HSS

### Luminous Intensity Polar Plot



— Vertical Plane Through 65-Deg Lateral    - - - Horizontal Cone Through 69-Deg Vertical

REPORT NUMBER: P385796

CATALOG NUMBER: GWC-SA1B-827-U-SL2-HSS

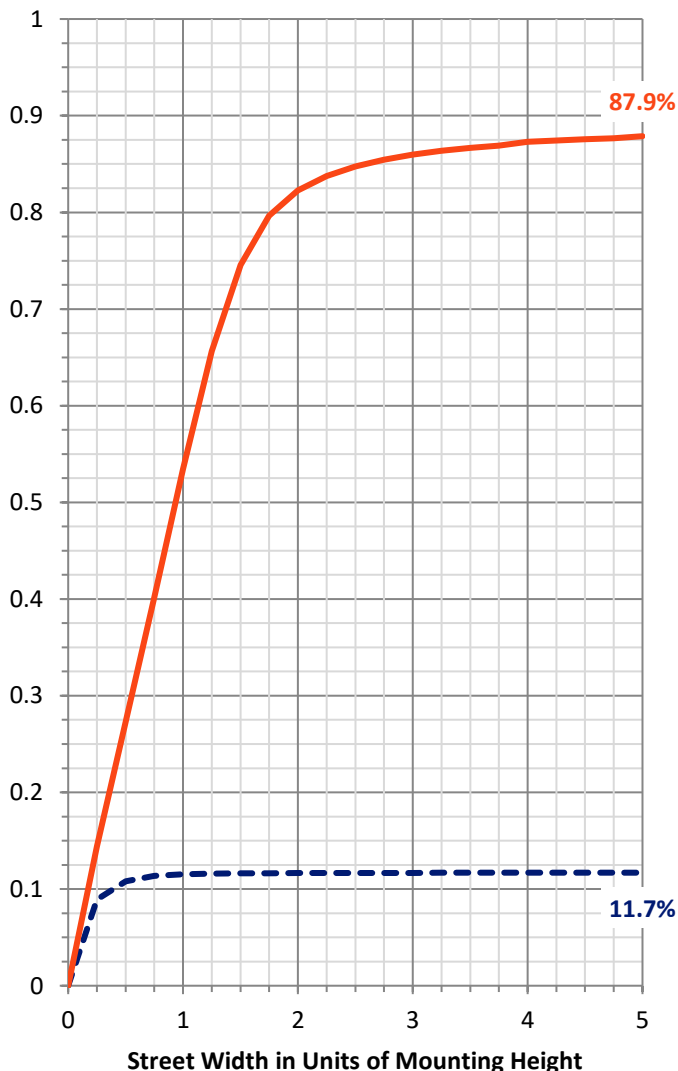
**FLUX DISTRIBUTION:**

		Downward	Upward	Total
<b>House Side</b>	Lumens	438.0	0.0	438.0
	% Fixture	11.8	0.0	11.8
<b>Street Side</b>	Lumens	3278.0	0.0	3278.0
	% Fixture	88.2	0.0	88.2
<b>Total</b>	Lumens	3716.0	0.0	3716.0
	% Fixture	100.0	0.0	100.0

**ZONAL LUMENS:**

Zone	Lumens	% Fixture
0°-10°	78.5	2.1
10°-20°	171.9	4.6
20°-30°	238.1	6.4
30°-40°	331.9	8.9
40°-50°	516.0	13.9
50°-60°	828.3	22.3
60°-70°	937.0	25.2
70°-80°	550.3	14.8
80°-90°	64.0	1.7
90°-100°	0.0	0.0
100°-110°	0.0	0.0
110°-120°	0.0	0.0
120°-130°	0.0	0.0
130°-140°	0.0	0.0
140°-150°	0.0	0.0
150°-160°	0.0	0.0
160°-170°	0.0	0.0
170°-180°	0.0	0.0
0°-90°	3716.0	100.0
0°-180°	3716.0	100.0

**Coefficient of Utilization**



REPORT NUMBER: P385796

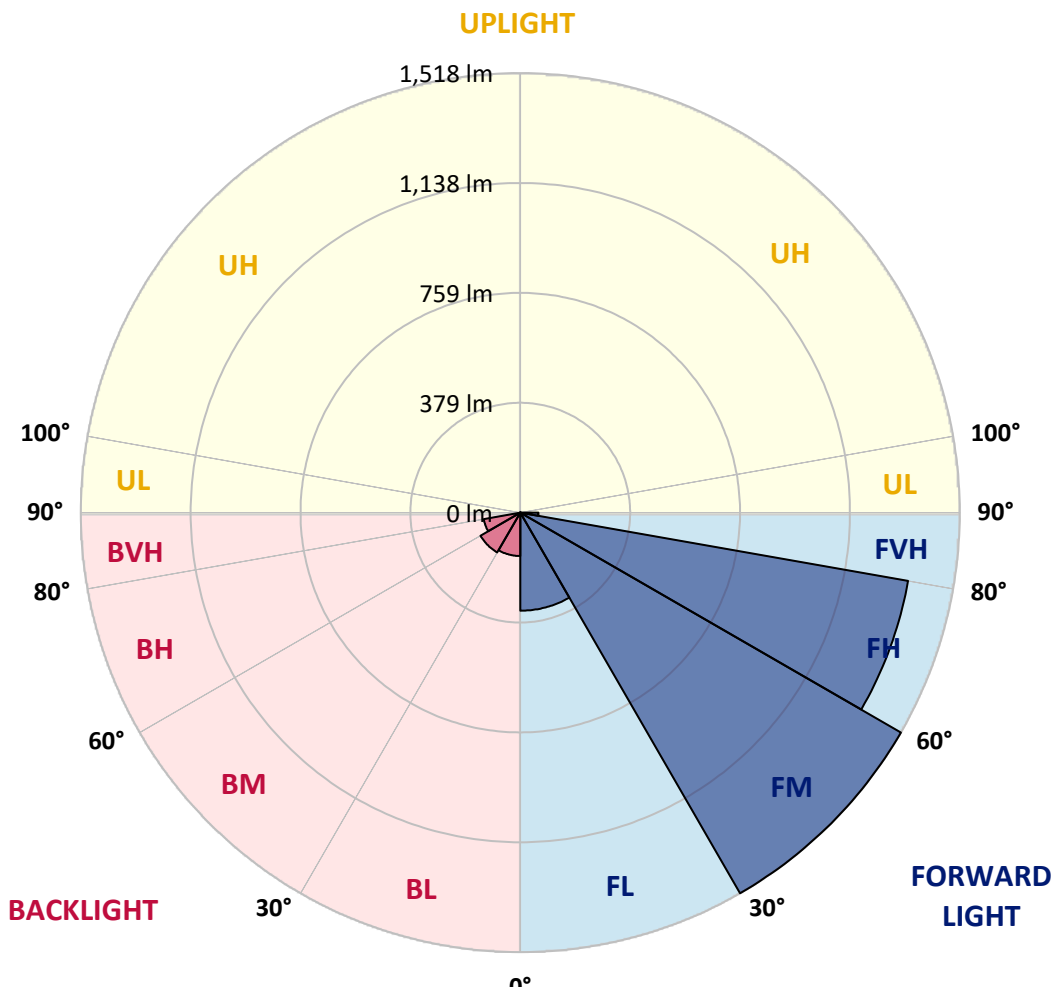
CATALOG NUMBER: GWC-SA1B-827-U-SL2-HSS

**LUMINAIRE CLASSIFICATION SYSTEM LUMEN TABLE AND BUG RATING:**

Zone	Lumens	% Fixture	Zone Rating/Lumen Limit		
			B	U	G
FL (0°-30°)	338.6	9.1			
FM (30°-60°)	1517.5	40.8			
FH (60°-80°)	1359.3	36.6			G1/1800
FVH (80°-90°)	62.6	1.7			G1/100
BL (0°-30°)	149.9	4.0	B1/500		
BM (30°-60°)	158.7	4.3	B0/220		
BH (60°-80°)	128.0	3.4	B1/500		G1/500
BVH (80°-90°)	1.4	0.0			G0/10
UL (90°-100°)	0.0	0.0		U0/0	
UH (100°-180°)	0.0	0.0		U0/0	

**BUG Rating: B1-U0-G1**

Type III Medium





REPORT NUMBER: P385796

CATALOG NUMBER: GWC-SA1B-827-U-SL2-HSS

**CANDELA DISTRIBUTION (FULL):**

	0°	5°	15°	25°	35°	45°	55°	64°	65°	75°	85°
0°	939.0	939.0	939.0	939.0	939.0	939.0	939.0	939.0	939.0	939.0	939.0
2.5°	947.4	945.0	946.9	951.0	953.0	953.0	954.6	952.7	953.3	948.8	942.2
5°	888.1	884.5	889.7	901.1	915.3	927.4	945.3	954.8	955.7	955.9	948.2
7.5°	824.3	821.0	828.7	842.2	860.4	882.9	914.2	941.6	943.1	957.9	952.2
10°	772.4	770.0	779.0	793.4	814.8	840.0	878.3	916.4	921.0	953.7	951.6
12.5°	731.2	729.3	737.8	754.4	776.3	804.1	844.2	888.4	894.5	944.1	948.5
15°	701.1	700.8	707.9	723.9	748.1	774.1	815.1	862.5	869.5	933.7	948.0
17.5°	685.4	685.9	691.1	704.8	725.5	751.3	790.6	840.6	848.3	924.4	950.4
20°	683.8	684.3	687.1	694.8	711.7	734.5	770.6	822.2	830.2	917.5	954.1
22.5°	697.7	697.4	698.1	697.4	706.8	724.1	757.4	808.1	817.3	912.9	957.1
25°	724.2	723.8	723.5	717.6	711.4	720.6	751.9	800.0	808.8	909.6	958.9
27.5°	761.2	760.9	760.4	750.8	732.0	726.1	752.6	797.1	804.4	907.0	958.5
30°	809.8	812.0	811.4	798.0	768.6	743.0	759.2	795.5	801.9	901.8	955.2
32.5°	866.9	871.3	874.7	860.4	823.6	776.3	774.4	797.2	801.9	897.8	949.3
35°	926.1	931.8	944.5	939.5	891.1	826.5	800.7	807.6	811.5	900.0	946.4
37.5°	984.5	991.2	1018.9	1033.5	979.5	892.8	841.6	833.2	835.3	913.4	949.6
40°	1052.3	1062.5	1104.5	1128.0	1085.0	981.7	902.7	877.2	878.0	942.8	964.2
42.5°	1141.3	1151.8	1197.2	1234.2	1203.8	1093.9	985.7	944.5	943.8	997.8	998.6
45°	1249.7	1260.8	1307.8	1348.8	1335.1	1226.9	1092.0	1042.8	1041.9	1084.6	1063.9
47.5°	1372.7	1383.6	1425.5	1467.8	1482.6	1382.3	1227.4	1176.9	1174.7	1205.2	1164.7
50°	1478.2	1485.3	1524.0	1580.9	1647.6	1573.2	1395.8	1347.2	1344.9	1365.5	1312.6
52.5°	1516.6	1520.7	1560.0	1639.7	1806.1	1831.7	1617.1	1554.5	1552.7	1561.7	1509.7
55°	1438.9	1446.3	1494.6	1612.8	1891.9	2123.8	1896.3	1811.1	1798.0	1778.7	1715.7
57.5°	1227.3	1239.1	1290.9	1448.2	1851.8	2355.6	2306.7	2101.4	2082.2	1963.9	1883.1
60°	919.5	934.0	977.1	1146.8	1637.8	2438.2	2755.2	2424.8	2381.6	2111.4	2037.0
62.5°	631.0	638.2	667.5	778.0	1206.2	2302.9	3130.3	2858.0	2779.1	2271.8	2203.6
65°	481.9	484.5	496.4	534.5	718.3	1870.7	3279.6	3429.6	3334.1	2463.6	2376.4
67.5°	388.4	386.3	402.8	457.3	481.0	1141.3	3105.5	3970.3	3925.7	2720.1	2550.3
69°	342.5	339.6	356.5	419.7	451.8	754.4	2776.2	4093.1	4096.0	2855.5	2562.2
70°	308.2	310.1	326.7	397.3	441.8	592.2	2461.8	4061.8	4084.2	2906.1	2490.5
72.5°	205.8	210.9	244.4	329.9	424.9	448.1	1486.4	3485.5	3571.4	2792.1	2136.7
75°	116.0	119.8	159.6	248.8	400.3	426.8	785.1	2567.9	2650.9	2334.9	1647.7
77.5°	56.9	59.0	90.3	160.5	334.8	406.6	445.3	1744.3	1839.1	1524.0	932.0
80°	24.1	25.2	45.1	99.1	239.3	388.1	330.7	1073.5	1085.3	597.0	248.3
82.5°	9.3	9.6	19.0	61.8	152.1	302.5	276.6	509.0	496.7	112.4	56.6
85°	1.1	1.3	6.9	37.1	84.6	155.7	224.7	219.4	203.0	22.3	29.1
87.5°	0.0	0.0	0.5	11.3	25.2	73.0	116.8	91.0	82.1	7.2	15.1
90°	0.0	0.0	0.0	0.0	0.0	0.0	0.0	0.0	0.0	0.0	0.0



REPORT NUMBER: P385796  
 CATALOG NUMBER: GWC-SA1B-827-U-SL2-HSS

**CANDELA DISTRIBUTION (continued):**

	90°	95°	105°	115°	125°	135°	145°	155°	165°	175°	180°
0°	939.0	939.0	939.0	939.0	939.0	939.0	939.0	939.0	939.0	939.0	939.0
2.5°	936.7	935.1	926.6	914.4	902.7	888.3	874.4	866.1	859.5	855.1	860.3
5°	939.2	932.3	906.5	873.5	841.1	804.6	770.6	741.9	730.5	718.0	723.6
7.5°	938.4	925.4	879.0	820.2	760.7	699.2	641.1	596.3	573.0	550.2	556.0
10°	934.5	912.5	842.2	755.1	666.1	577.7	495.2	432.4	397.3	365.6	370.1
12.5°	925.8	895.2	798.8	680.5	561.5	445.0	348.3	267.9	224.9	205.8	208.2
15°	920.6	878.3	752.9	605.1	449.9	309.9	212.9	158.3	138.7	132.4	133.2
17.5°	918.1	862.1	705.4	518.7	335.7	197.3	137.6	121.4	117.1	116.0	116.4
20°	915.6	845.8	656.5	433.4	231.3	132.7	113.1	108.3	106.8	105.4	105.7
22.5°	911.4	830.1	604.0	346.9	156.0	107.7	101.9	97.3	94.0	92.3	92.6
25°	906.2	813.6	550.3	258.3	113.8	96.1	90.6	84.1	80.2	77.0	77.2
27.5°	897.8	793.3	495.0	188.1	95.6	86.0	78.6	71.5	64.9	61.3	61.3
30°	886.2	770.3	433.5	134.6	85.7	76.1	67.1	58.3	51.3	48.0	47.6
32.5°	873.3	746.4	371.4	102.0	77.8	66.8	56.6	47.3	41.0	38.4	38.2
35°	862.3	720.6	309.4	85.5	70.0	57.9	46.7	38.8	33.8	31.6	31.4
37.5°	855.2	694.8	249.1	76.4	62.9	49.5	39.2	32.1	28.5	26.7	26.6
40°	854.1	675.7	193.9	69.5	56.3	42.1	32.7	27.2	23.9	22.0	21.9
42.5°	868.4	664.7	148.7	63.7	49.5	35.7	27.8	23.3	19.8	17.9	17.8
45°	906.0	668.1	114.5	58.5	42.8	30.2	23.6	19.3	16.2	14.8	14.5
47.5°	974.6	692.0	91.0	53.3	36.3	25.6	20.1	16.0	13.4	12.0	11.8
50°	1096.6	748.1	76.1	47.6	30.3	21.9	16.7	13.1	10.8	9.6	9.4
52.5°	1258.6	848.2	67.9	42.1	25.2	18.6	13.7	10.4	8.5	7.5	7.4
55°	1437.2	969.2	62.6	36.2	20.6	15.4	10.8	8.2	6.6	5.8	5.5
57.5°	1611.6	1074.1	57.5	30.3	17.1	12.6	8.6	6.4	5.2	4.4	4.2
60°	1771.8	1170.5	51.7	24.4	14.0	9.9	6.8	5.0	4.1	3.3	3.3
62.5°	1943.3	1245.0	43.7	19.0	11.5	7.5	5.5	4.6	3.3	2.8	2.7
65°	2125.1	1300.4	34.3	14.8	9.0	5.7	4.6	4.7	2.7	2.0	1.9
67.5°	2259.4	1289.4	25.3	11.6	6.9	4.4	4.4	5.0	2.4	1.6	1.4
69°	2229.8	1199.9	21.2	10.1	6.0	3.8	4.1	5.0	2.2	1.4	1.3
70°	2144.1	1100.8	18.7	9.0	5.3	3.5	3.9	4.9	2.0	1.4	1.3
72.5°	1785.6	829.1	14.6	6.8	4.2	2.8	3.3	4.2	2.0	1.4	1.1
75°	1343.1	530.7	11.2	4.9	3.1	2.2	2.5	3.1	2.0	1.3	1.1
77.5°	730.9	191.4	8.0	3.3	2.2	1.7	1.7	2.4	1.9	0.9	0.6
80°	187.9	48.1	5.0	2.2	1.7	1.3	1.1	1.6	1.1	0.2	0.0
82.5°	46.4	10.8	2.7	1.6	1.3	0.5	0.5	0.8	0.5	0.0	0.0
85°	25.5	5.3	1.7	1.1	0.6	0.0	0.0	0.2	0.0	0.0	0.0
87.5°	13.1	1.6	0.5	0.3	0.2	0.0	0.0	0.0	0.0	0.0	0.0
90°	0.0	0.0	0.0	0.0	0.0	0.0	0.0	0.0	0.0	0.0	0.0



Signify Classified - Internal  
Cooper Lighting Solutions Photometric Lab  
1121 Highway 74 South  
Peachtree City, GA 30269

Scaled Data Report



Report Generated By 670245982

Signify Classified - Internal  
Cooper Lighting Solutions Photometric Lab  
1121 Highway 74 South  
Peachtree City, GA 30269

Scaled Data Report



Signify Classified - Internal  
Cooper Lighting Solutions Photometric Lab  
1121 Highway 74 South  
Peachtree City, GA 30269

Scaled Data Report



Signify Classified - Internal  
Cooper Lighting Solutions Photometric Lab  
1121 Highway 74 South  
Peachtree City, GA 30269

Scaled Data Report



Signify Classified - Internal  
Cooper Lighting Solutions Photometric Lab  
1121 Highway 74 South  
Peachtree City, GA 30269

Scaled Data Report



--- HS — SS

Signify Classified - Internal  
Cooper Lighting Solutions Photometric Lab  
1121 Highway 74 South  
Peachtree City, GA 30269

Scaled Data Report



u

Signify Classified - Internal  
Cooper Lighting Solutions Photometric Lab  
1121 Highway 74 South  
Peachtree City, GA 30269

Scaled Data Report



Signify Classified - Internal  
Cooper Lighting Solutions Photometric Lab  
1121 Highway 74 South  
Peachtree City, GA 30269

Scaled Data Report



(END OF REPORT)